

Technical Sheet

Ballast 5°L

ART.23005.L



BALLAST 5°L

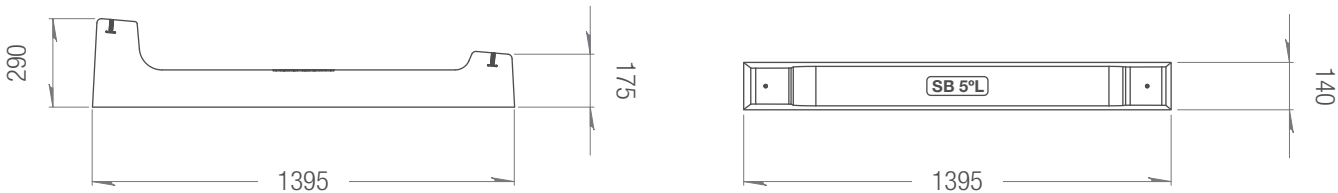
ART. 23005.L



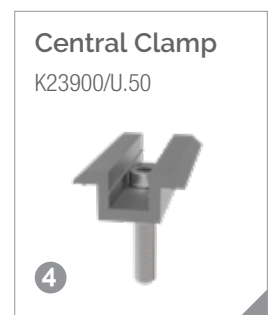

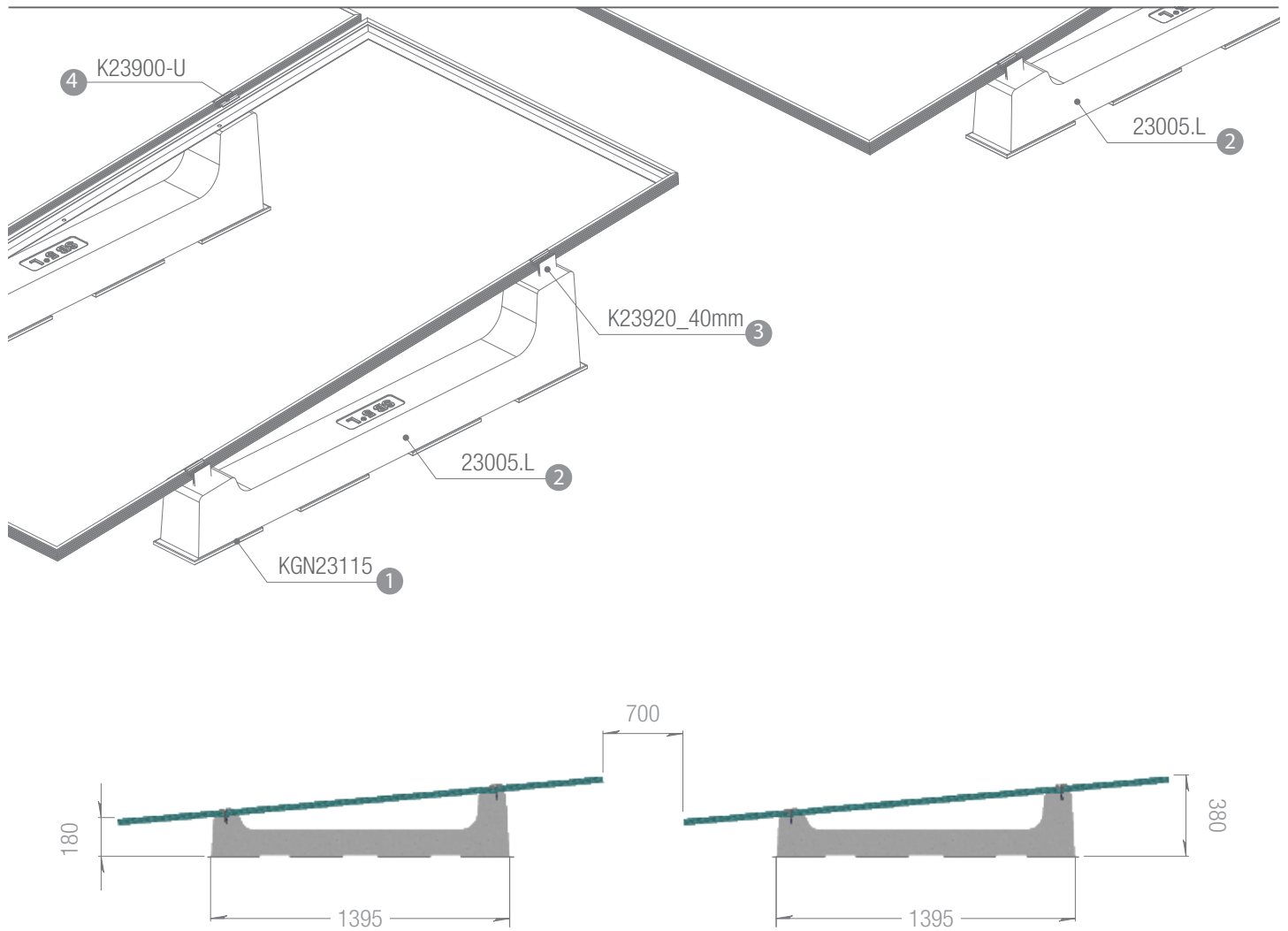
The Mono-XL ballasts with a 10° tilt angle offer a simple and versatile solution for large-size PV panels: vertical mounting ensures high holding strength and stability, while the ability to freely adjust the spacing between rows allows for quick installation, even in the presence of roof obstacles.

Tilt angle	5°
Module positioning	Vertical – Long Side
Ballast weight	65 kg
Quantity per pallet	10 pieces
Pallet dimensions	1410x720x620h mm
Pallet weight	661 kg
Compatible accessories	Sheathing (KGN23115), Universal clamps (K23900/U.50, K23920/U.50), PowerClamp (K23900/PWC.50, 23920/PWC), U-Block (23015.CRP - 23030.CRP)

BALLAST DIMENSIONS



VERTICAL MODULE INSTALLATION - Long Side



INFO

The distance between the rows is indicative and not binding; it may vary depending on the project.

The measurements are based on the use of a panel with dimensions of 2278mm x 1134mm x 35mm. They vary depending on the size of the panel used.

Follow Sun Ballast®'s assembly instructions.

The dimensions shown in the figure are all expressed in millimeters.

Technical Sheet

Ballast 10°L

ART.23010.L



BALLAST 10°L

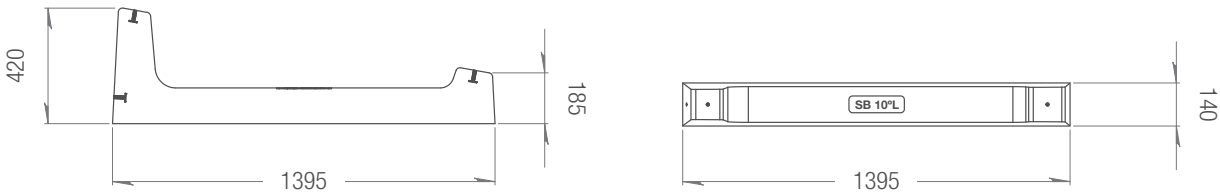
ART. 23010.L




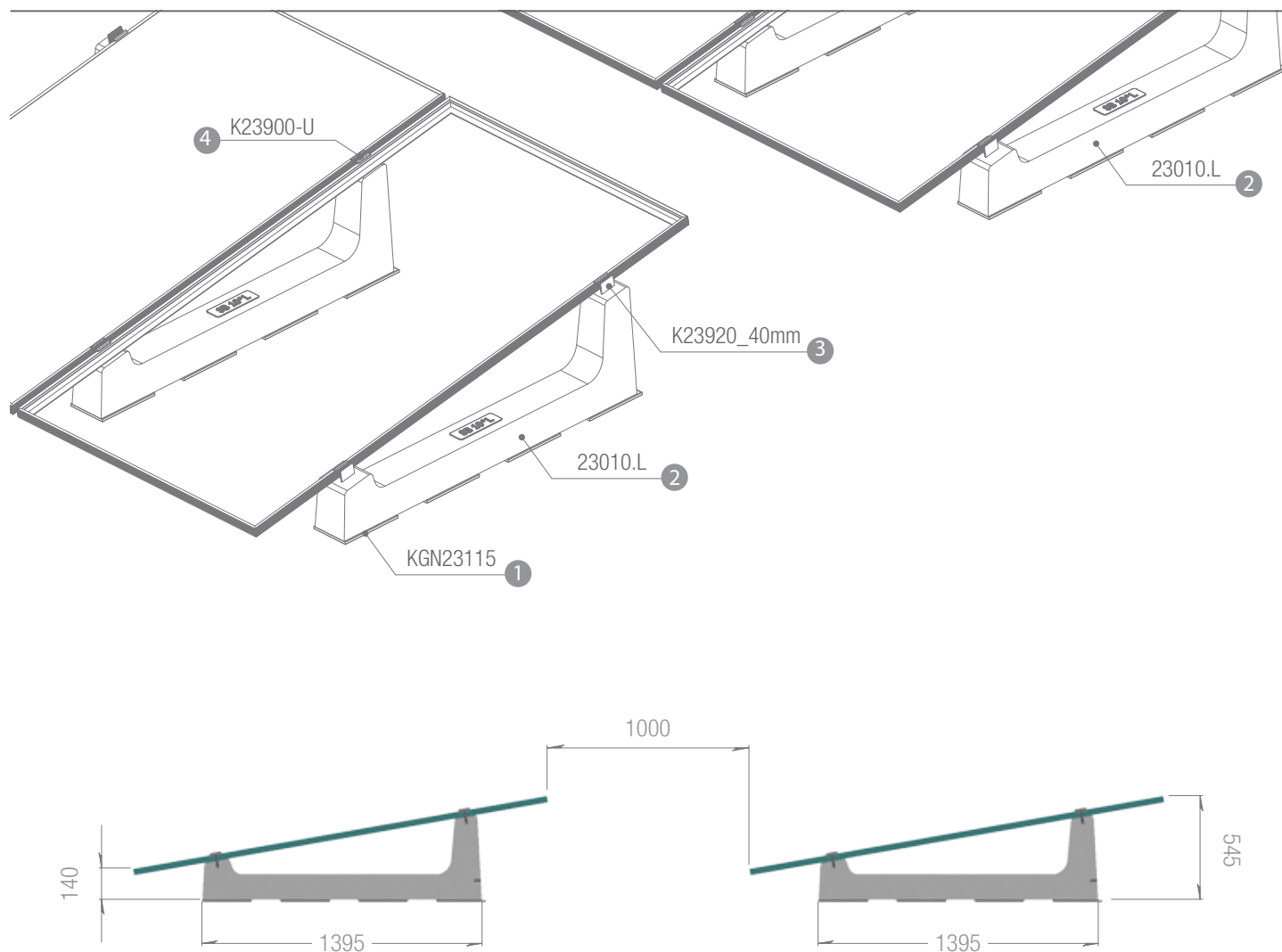
The Mono-XL ballasts with a 10° tilt angle offer a simple and versatile solution for large-size PV panels: vertical mounting ensures high holding strength and stability, while the ability to freely adjust the spacing between rows allows for quick installation, even in the presence of roof obstacles.

Tilt angle	10°
Module positioning	Vertical – Long Side
Ballast weight	70 kg
Quantity per pallet	10 pieces
Pallet dimensions	1410x740x760h mm
Pallet weight	712 kg
Compatible accessories	Sheathing (KGN23115), Universal clamps (K23900/U.50, K23920/U.50), PowerClamp (K23900/PWC.50, 23920/PWC), U-Block (23015.CRP - 23030.CRP), Junction plate (K23804), Cablowind (CW.CABLOWIND.95)

BALLAST DIMENSIONS



VERTICAL MODULE INSTALLATION - Long Side



INFO

The distance between the rows is indicative and not binding; it may vary depending on the project.

The measurements are based on the use of a panel with dimensions of 2278mm x 1134mm x 35mm. They vary depending on the size of the panel used.

Follow Sun Ballast®'s assembly instructions.

The dimensions shown in the figure are all expressed in millimeters.

TECHNICAL CHARACTERISTICS

Description:

Precast unreinforced concrete ballast.
(Inside, there is an iron rod to increase mechanical flexibility)

- Exposure class: XC4;
- Strength class: C32/40;
- Minimum cement content: 340 kg/m³;
- Fire resistance class: Class 0 (Italian class) A1 (European class with ref. UNI EN 13501-1:2019);
- Maximum H₂O penetration depth under pressure 500 kPa: 15 mm;
- Maximum H₂O penetration depth under pressure 500 kPa: 15 mm;
- Weight tolerance: $\pm 5\%$;
- Measurement: ± 5 mm;
- Determination of pullout force of M8 threaded insert embedded in CLS element by direct pulling of M8 threaded bar screwed into it.

Results of the tensile test at 15 KN (1530 kg):

No slipping of the threaded insert;

Fracture of the threaded bar.

BASIC S.R.L Benefit Corporation, in the person of its legal representative, declares that production complies with UNI EN 206 and UNI 11104 standards, instructions, and procedures of the quality management system by UNI EN ISO 9001:2015 with TUV certification.

Any modification made to the product referred to in this declaration without the manufacturer's authorization voids this declaration of technical requirements. The technical characteristics of the product are listed below.





Made to last
Patented systems

CONTACTS

INFORMATION AND FIRST CONTACT

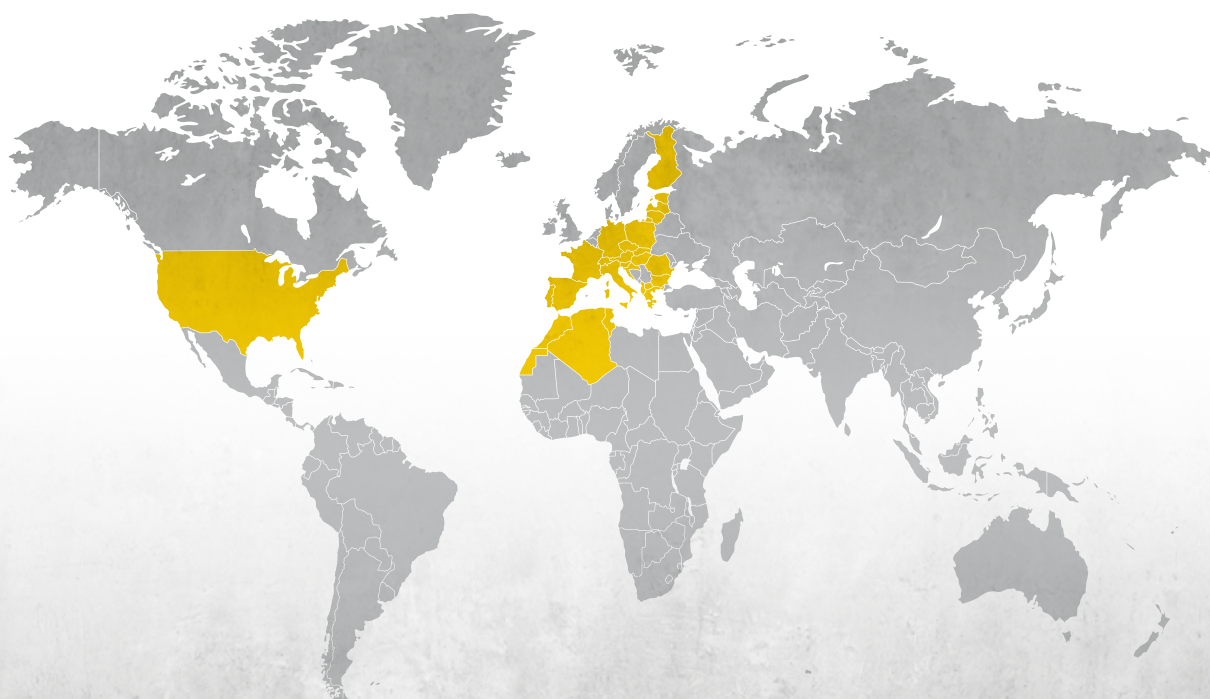
info@sunballast.com

COMMERCIAL CONSULTING

commerciale@sunballast.com

TECHNICAL SUPPORT

tecnico@sunballast.com



MADE TO LAST.

www.sunballast.com