


# Technical Sheet

## Sail Connect 5°

ART.23005.CF/CRC/CRR/CRTT



## SAIL CONNECT 5°

ART. 23005.CF/CRC/CRR/CRTT



The Sail Shaped Connect system by Sun Ballast is designed for the horizontal mounting of two consecutive rows of photovoltaic panels, connected through the typical reticular structure of the Connect system. It allows for optimised space on the roof by eliminating the gap between rows. The system also ensures high wind resistance, reduced roof loads, and maximum versatility in the presence of roof obstacles.

<b>Tilt angle</b>	5°
<b>Module positioning</b>	Horizontal – Short Side
<b>Compatible accessories</b>	Sheathing (KGN23115), Universal clamps (K23900/U.50, K23920/U.50), PowerClamp (K23900/PWC.50, 23920/PWC), Junction plate (K23804), U-Block (23015.CRP - 23030.CRP), No-Flex (K23712)

### BALLAST ART. 23005.CF

<b>Ballast weight</b>	20 kg	<b>Pallet dimensions</b>	900x740x656h mm
<b>Quantity per pallet</b>	32 pieces	<b>Pallet weight</b>	654 kg

### BALLAST ART. 23005.CRC

<b>Ballast weight</b>	20 kg	<b>Pallet dimensions</b>	1010x670x492h mm
<b>Quantity per pallet</b>	24 pieces	<b>Pallet weight</b>	493 kg

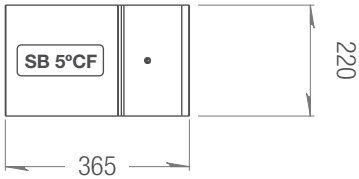
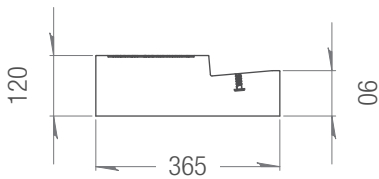
### BALLAST ART. 23005.CRR

<b>Ballast weight</b>	28 kg	<b>Pallet dimensions</b>	930x910x540h mm
<b>Quantity per pallet</b>	18 pieces	<b>Pallet weight</b>	517 kg

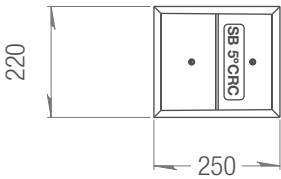
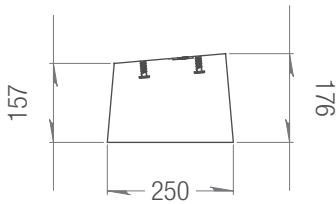
### BALLAST ART. 23005.CRTT

<b>Ballast weight</b>	33 kg	<b>Pallet dimensions</b>	1220x710x537h mm
<b>Quantity per pallet</b>	16 pieces	<b>Pallet weight</b>	543 kg

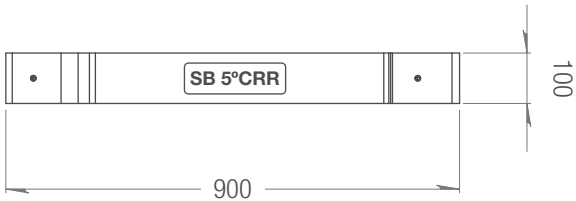
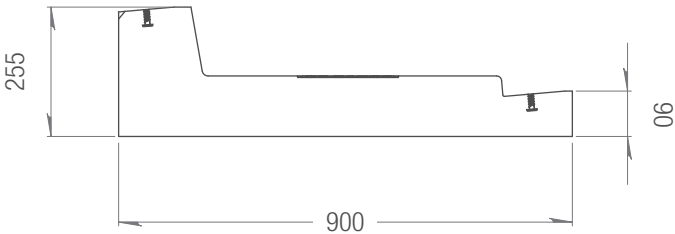
BALLAST 23005.CF DIMENSIONS



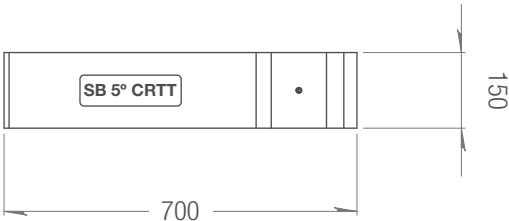
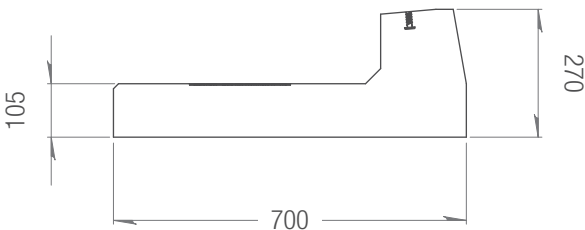
BALLAST 23005.CRC DIMENSIONS





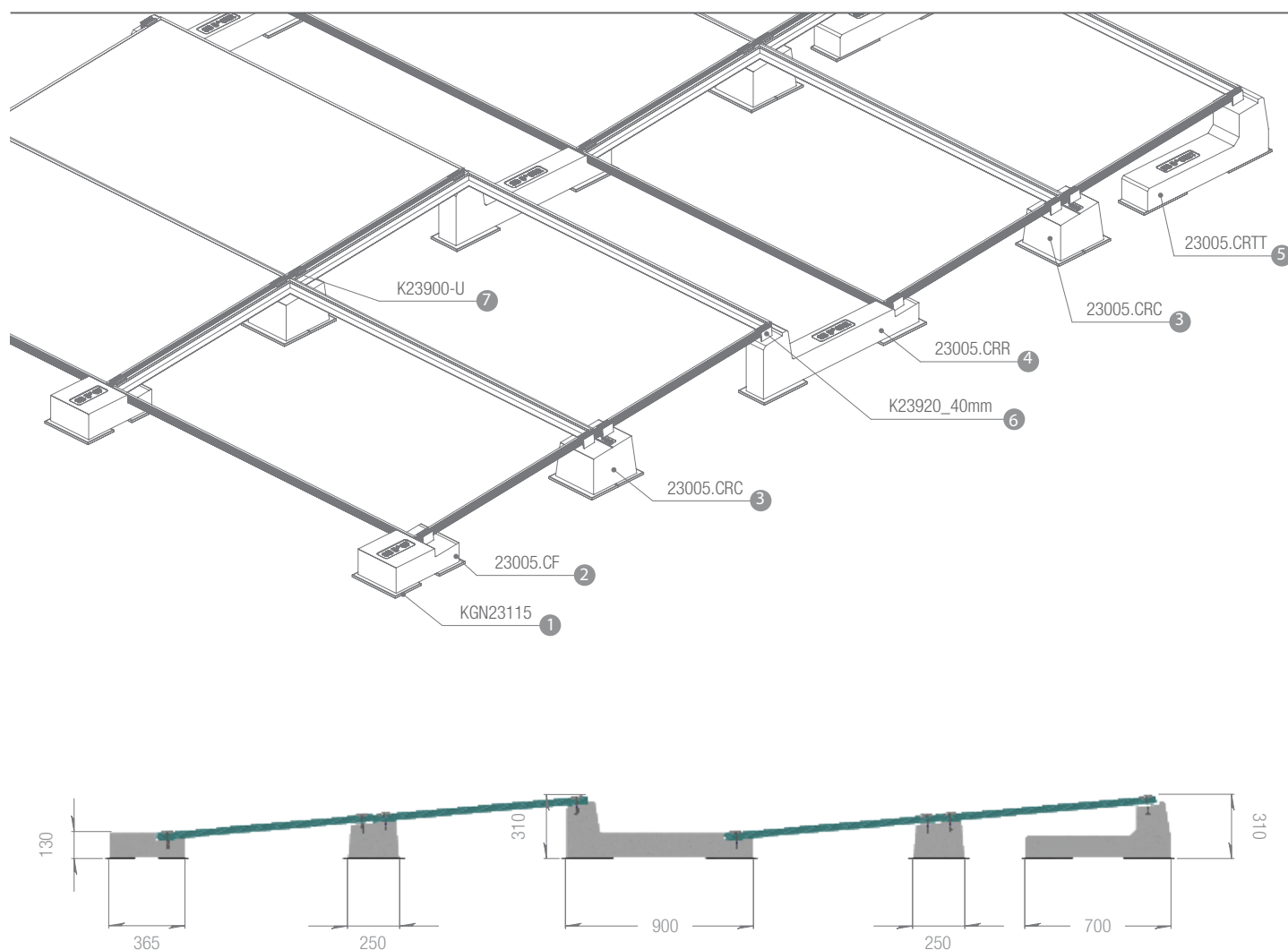
BALLAST 23005.CRR DIMENSIONS



BALLAST 23005.CRTT DIMENSIONS



## HORIZONTAL MODULE INSTALLATION - Short Side



### INFO

The distance between the rows is indicative and not binding; it may vary depending on the project.

The measurements are based on the use of a panel with dimensions of 1722mm x 1134mm x 35mm. They vary depending on the size of the panel used.

Follow Sun Ballast®'s assembly instructions.

The dimensions shown in the figure are all expressed in millimeters.

## TECHNICAL CHARACTERISTICS

### Description:

Precast unreinforced concrete ballast.

(Inside, there is an iron rod to increase mechanical flexibility)

- Exposure class: XC4;
- Strength class: C32/40;
- Minimum cement content: 340 kg/m<sup>3</sup>;
- Fire resistance class: Class 0 (Italian class) A1 (European class with ref. UNI EN 13501-1:2019);
- Maximum H<sub>2</sub>O penetration depth under pressure 500 kPa: 15 mm;
- Maximum H<sub>2</sub>O penetration depth under pressure 500 kPa: 15 mm;
- Weight tolerance:  $\pm 5\%$ ;
- Measurement:  $\pm 5$  mm;
- Determination of pullout force of M8 threaded insert embedded in CLS element by direct pulling of M8 threaded bar screwed into it.

Results of the tensile test at 15 KN (1530 kg):

No slipping of the threaded insert;

Fracture of the threaded bar.

BASIC S.R.L Benefit Corporation, in the person of its legal representative, declares that production complies with UNI EN 206 and UNI 11104 standards, instructions, and procedures of the quality management system by UNI EN ISO 9001:2015 with TUV certification.

Any modification made to the product referred to in this declaration without the manufacturer's authorization voids this declaration of technical requirements. The technical characteristics of the product are listed below.





**Made to last**  
Patented systems

## CONTACTS

---

### INFORMATION AND FIRST CONTACT

[info@sunballast.com](mailto:info@sunballast.com)

---

### COMMERCIAL CONSULTING

[commerciale@sunballast.com](mailto:commerciale@sunballast.com)

---

### TECHNICAL SUPPORT

[tecnico@sunballast.com](mailto:tecnico@sunballast.com)



# MADE TO LAST.

[www.sunballast.com](http://www.sunballast.com)