


Technical Sheet Connect 5°

ART.23005.CF/CR/CRT



CONNECT 5°

ART. 23005.CF/CR/CRT



The perfect balance between strength and lightness: the Connect system links modules and ballasts into a single reticular structure, reducing roof loads and transportation costs, while ensuring perfectly balanced weight distribution.

Tilt angle	5°
Module positioning	Horizontal - Short side
Compatible accessories	Sheathing (KGN23115), Universal clamps (K23900/U.50, K23920/U.50), PowerClamp (K23900/PWC.50, 23920/PWC), Junction plate (K23804), U-Block (23015.CRP), No-Flex (K23712)

BALLAST ART. 23005.CF			
Ballast weight	20 kg	Pallet dimensions	900x740x656h mm
Quantity per pallet	32 pieces	Pallet weight	654 kg
BALLAST ART. 23005.CR			
Ballast weight	16 kg	Pallet dimensions	1210x690x428h mm
Quantity per pallet	26 pieces	Pallet weight	431 kg
BALLAST ART. 23005.CRT			
Ballast weight	35 kg	Pallet dimensions	1150x890x493h mm
Quantity per pallet	16 pieces	Pallet weight	576 kg

BALLAST 23005.CF DIMENSIONS



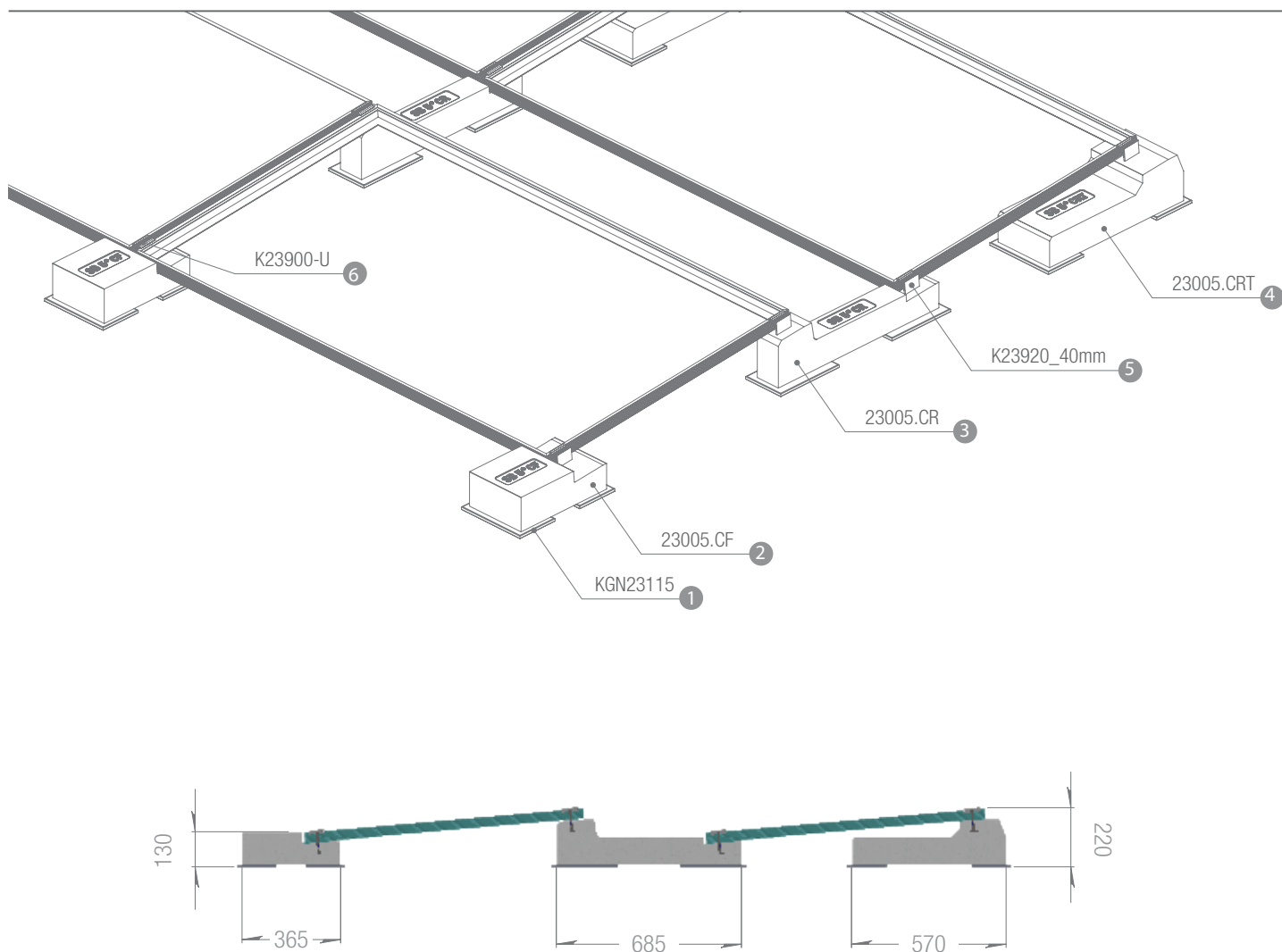
BALLAST 23005.CR DIMENSIONS









BALLAST 23005.CRT DIMENSIONS



HORIZONTAL MODULE INSTALLATION - Short Side



Sheathing KGN23115  1	Ballast 23005.CF  2	Ballast 23005.CR  3	Ballast 23005.CRT  4	Terminal Clamp K23920/U.50  5	Central Clamp K23900/U.50  6
---	--	--	---	--	---

INFO

The distance between the rows is indicative and not binding; it may vary depending on the project.

The measurements are based on the use of a panel with dimensions of 1722mm x 1134mm x 35mm. They vary depending on the size of the panel used.

Follow Sun Ballast®'s assembly instructions.

The dimensions shown in the figure are all expressed in millimeters.

TECHNICAL CHARACTERISTICS

Description:

Precast unreinforced concrete ballast.

(Inside, there is an iron rod to increase mechanical flexibility)

- Exposure class: XC4;
- Strength class: C32/40;
- Minimum cement content: 340 kg/m³;
- Fire resistance class: Class 0 (Italian class) A1 (European class with ref. UNI EN 13501-1:2019);
- Maximum H₂O penetration depth under pressure 500 kPa: 15 mm;
- Maximum H₂O penetration depth under pressure 500 kPa: 15 mm;
- Weight tolerance: $\pm 5\%$;
- Measurement: ± 5 mm;
- Determination of pullout force of M8 threaded insert embedded in CLS element by direct pulling of M8 threaded bar screwed into it.

Results of the tensile test at 15 KN (1530 kg):

No slipping of the threaded insert;

Fracture of the threaded bar.

BASIC S.R.L Benefit Corporation, in the person of its legal representative, declares that production complies with UNI EN 206 and UNI 11104 standards, instructions, and procedures of the quality management system by UNI EN ISO 9001:2015 with TUV certification.

Any modification made to the product referred to in this declaration without the manufacturer's authorization voids this declaration of technical requirements. The technical characteristics of the product are listed below.





Made to last
Patented systems

CONTACTS

INFORMATION AND FIRST CONTACT

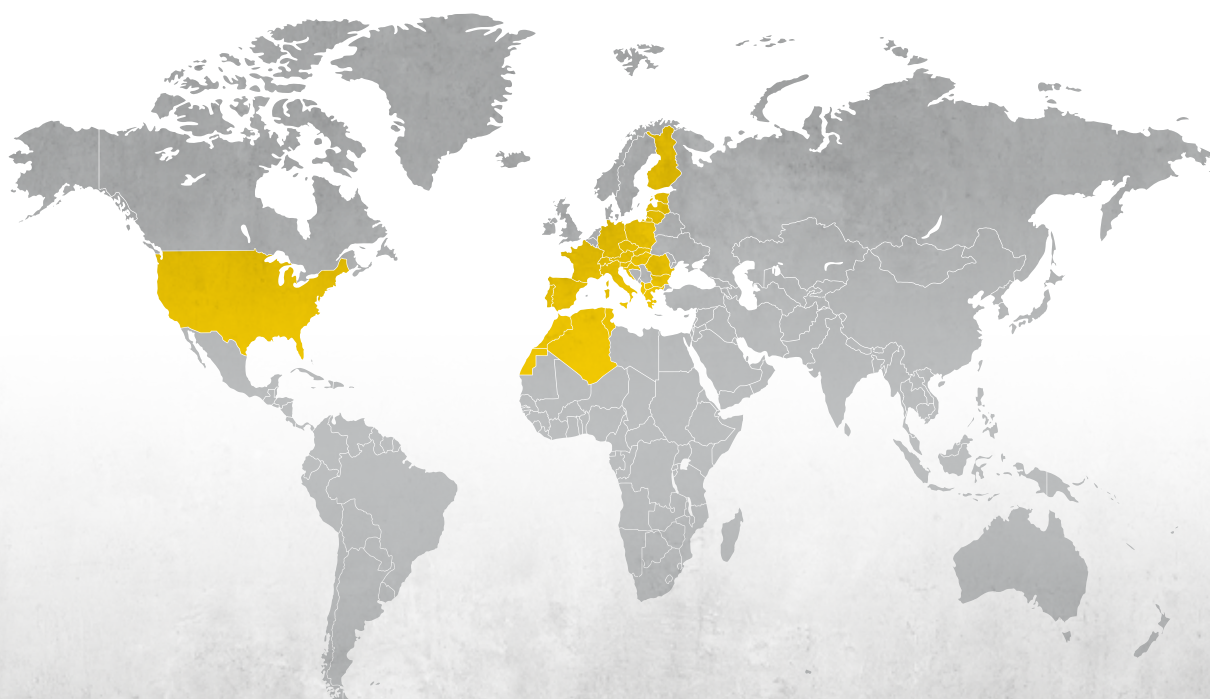
info@sunballast.com

COMMERCIAL CONSULTING

commerciale@sunballast.com

TECHNICAL SUPPORT

tecnico@sunballast.com



MADE TO LAST.

www.sunballast.com