


Technical Sheet

Connect 30°

ART.23030.CF/CR/CRT



CONNECT 30°

ART. 23030.CF/CR/CRT



The perfect balance between strength and lightness: the Connect system links modules and ballasts into a single reticular structure, reducing roof loads and transportation costs, while ensuring perfectly balanced weight distribution.

Tilt angle	30°
Module positioning	Horizontal - Short side
Compatible accessories	Sheathing (KGN23115), Universal clamps (K23900/U.50, K23920/U.50), PowerClamp (K23900/PWC.50, 23920/PWC), Junction plate (K23804), U-Block (23015.CRP - 23030.CRP), No-Flex (K23712)

BALLAST ART. 23030.CF			
Ballast weight	21 kg	Pallet dimensions	1230x810x402h mm
Quantity per pallet	24 pieces	Pallet weight	520 kg

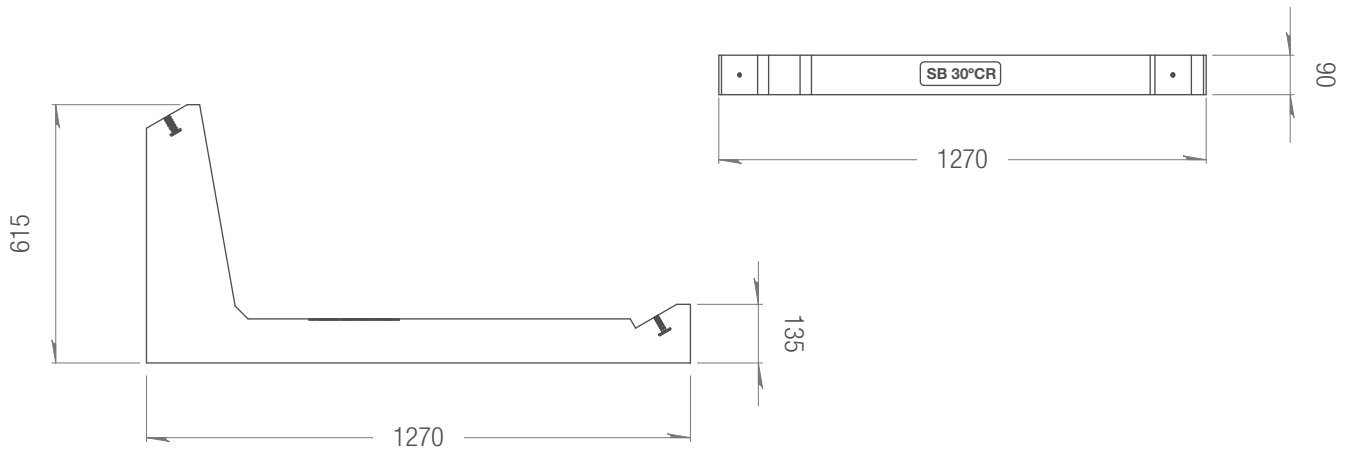
BALLAST ART. 23030.CR			
Ballast weight	45 kg	Pallet dimensions	1280x730x740h mm
Quantity per pallet	12 pieces	Pallet weight	558 kg

BALLAST ART. 23030.CRT			
Ballast weight	44 kg	Pallet dimensions	730x790x788h mm
Quantity per pallet	10 pieces	Pallet weight	452 kg

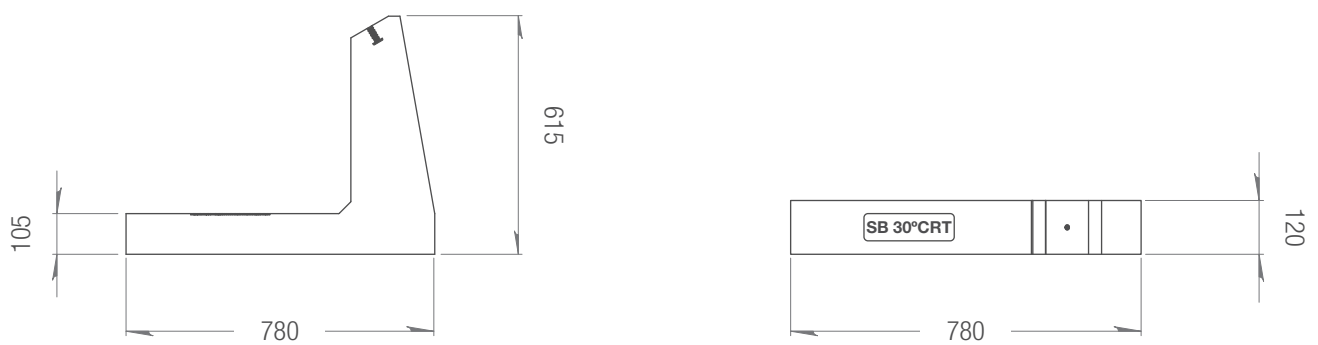
BALLAST 23030.CF DIMENSIONS



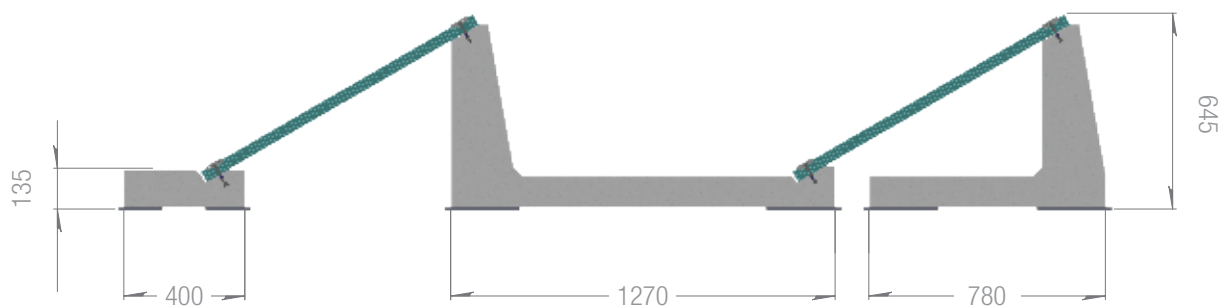
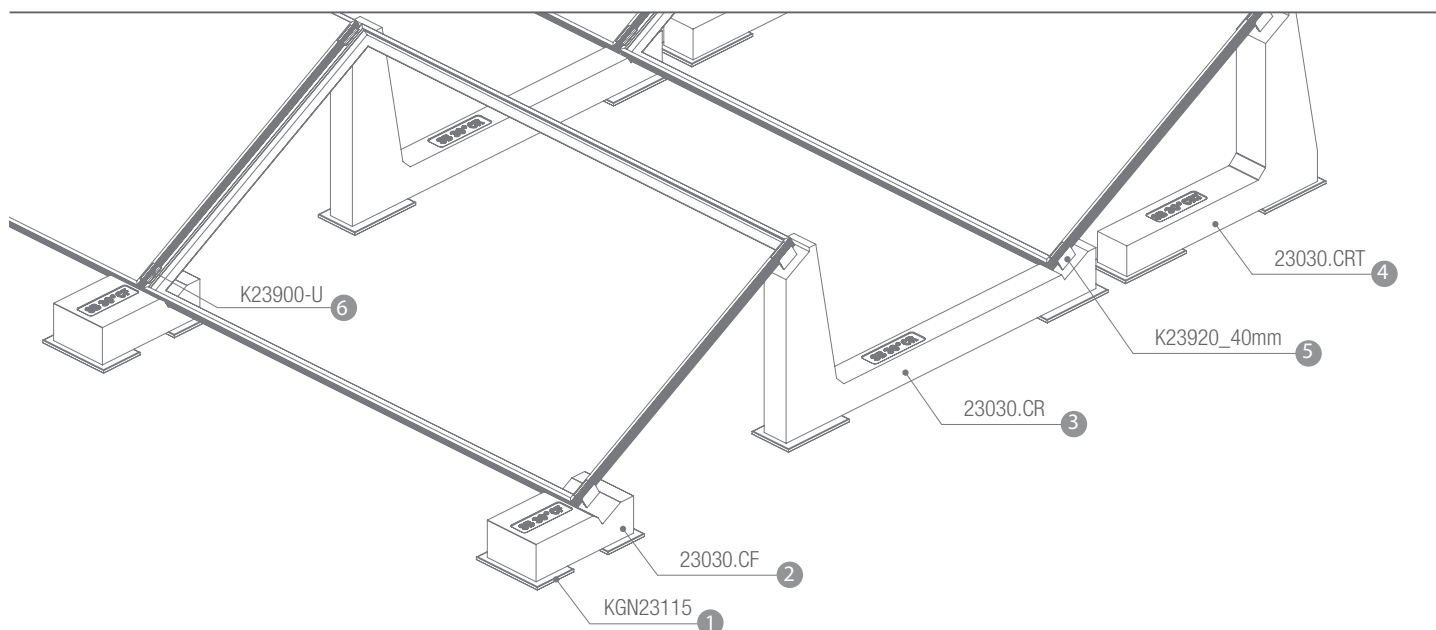
BALLAST 23030.CR DIMENSIONS



BALLAST 23030.CRT DIMENSIONS



HORIZONTAL MODULE INSTALLATION - Short Side



Sheathing KGN23115 	Ballast 23030.CF 	Ballast 23030.CR 	Ballast 23030.CRT 	Terminal Clamp K23920/U.50 	Central Clamp K23900/U.50
1	2	3	4	5	6

INFO

The distance between the rows is indicative and not binding; it may vary depending on the project.

The measurements are based on the use of a panel with dimensions of 1722mm x 1134mm x 35mm. They vary depending on the size of the panel used.

Follow Sun Ballast®'s assembly instructions.

The dimensions shown in the figure are all expressed in millimeters.

TECHNICAL CHARACTERISTICS

Description:

Precast unreinforced concrete ballast.
(Inside, there is an iron rod to increase mechanical flexibility)

- Exposure class: XC4;
- Strength class: C32/40;
- Minimum cement content: 340 kg/m³;
- Fire resistance class: Class 0 (Italian class) A1 (European class with ref. UNI EN 13501-1:2019);
- Maximum H₂O penetration depth under pressure 500 kPa: 15 mm;
- Maximum H₂O penetration depth under pressure 500 kPa: 15 mm;
- Weight tolerance: $\pm 5\%$;
- Measurement: ± 5 mm;
- Determination of pullout force of M8 threaded insert embedded in CLS element by direct pulling of M8 threaded bar screwed into it.

Results of the tensile test at 15 kN (1530 kg):

No slipping of the threaded insert;

Fracture of the threaded bar.

BASIC S.R.L Benefit Corporation, in the person of its legal representative, declares that production complies with UNI EN 206 and UNI 11104 standards, instructions, and procedures of the quality management system by UNI EN ISO 9001:2015 with TUV certification.

Any modification made to the product referred to in this declaration without the manufacturer's authorization voids this declaration of technical requirements. The technical characteristics of the product are listed below.





Made to last
Patented systems

CONTACTS

INFORMATION AND FIRST CONTACT

info@sunballast.com

COMMERCIAL CONSULTING

commerciale@sunballast.com

TECHNICAL SUPPORT

tecnico@sunballast.com



MADE TO LAST.

www.sunballast.com