


Technical Sheet

Connect 10°.v

ART.23010.CF/CRV/CRTV



CONNECT 10°.V

ART. 23010.CF/CRV/CRTV



The perfect balance between strength and lightness: the Connect system integrates modules and ballasts into a single reticular structure, reducing roof loads and transport costs, while ensuring perfectly balanced weight distribution. The system is available with a 10° tilt angle, allows for vertical panel mounting, and enables easy and fast installation on any type of flat roof.

Tilt angle	10°
Module positioning	Vertical - Long side
Compatible accessories	Sheathing (KGN23115), Universal clamps (K23900/U.50, K23920/U.50), PowerClamp (K23900/PWC.50, 23920/PWC), Junction plate (K23804), U-Block (23015.CRP - 23030.CRP)

BALLAST ART. 23010.CF			
Ballast weight	20 kg	Pallet dimensions	1150x1020x392h mm
Quantity per pallet	28 pieces	Pallet weight	576 kg

BALLAST ART. 23010.CRV			
Ballast weight	38 kg	Pallet dimensions	860x1130x613h mm
Quantity per pallet	16 pieces	Pallet weight	621 kg

BALLAST ART. 23010.CRTV			
Ballast weight	33 kg	Pallet dimensions	1110x710x626h mm
Quantity per pallet	18 pieces	Pallet weight	608 kg

BALLAST 23010.CF DIMENSIONS



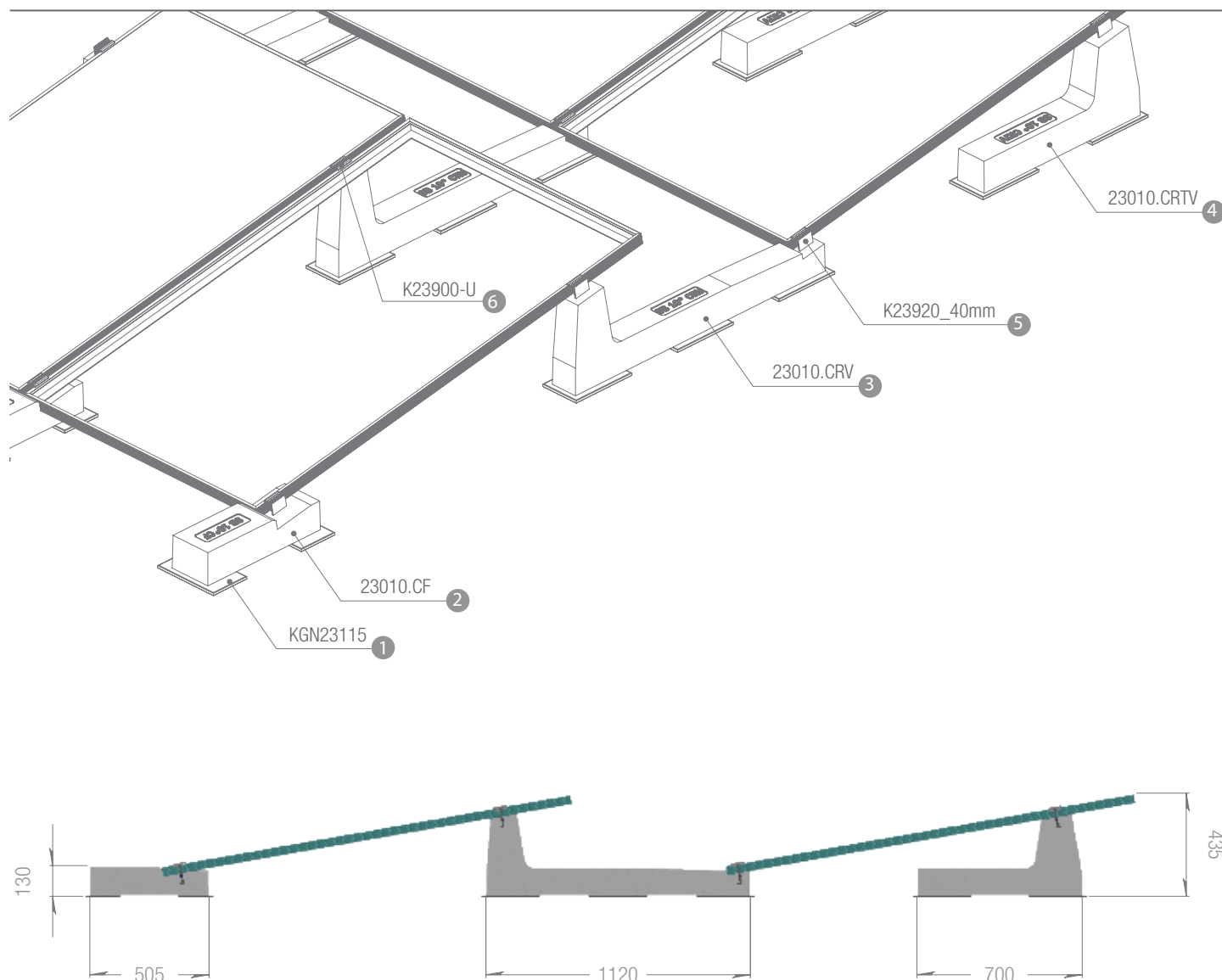
BALLAST 23010.CRV DIMENSIONS









BALLAST 23010.CRTV DIMENSIONS



VERTICAL MODULE INSTALLATION - Long Side



Sheathing KGN23115	Ballast 23010.CF	Ballast 23010.CRV	Ballast 23010.CRTV	Terminal Clamp K23920/U.50	Central Clamp K23900/U.50
					
1	2	3	4	5	6

INFO

The distance between the rows is indicative and not binding; it may vary depending on the project.

The measurements are based on the use of a panel with dimensions of 1722mm x 1134mm x 35mm. They vary depending on the size of the panel used.

Follow Sun Ballast®'s assembly instructions.

The dimensions shown in the figure are all expressed in millimeters.

TECHNICAL CHARACTERISTICS

Description:

Precast unreinforced concrete ballast.

(Inside, there is an iron rod to increase mechanical flexibility)

- Exposure class: XC4;
- Strength class: C32/40;
- Minimum cement content: 340 kg/m³;
- Fire resistance class: Class 0 (Italian class) A1 (European class with ref. UNI EN 13501-1:2019);
- Maximum H₂O penetration depth under pressure 500 kPa: 15 mm;
- Maximum H₂O penetration depth under pressure 500 kPa: 15 mm;
- Weight tolerance: $\pm 5\%$;
- Measurement: ± 5 mm;
- Determination of pullout force of M8 threaded insert embedded in CLS element by direct pulling of M8 threaded bar screwed into it.

Results of the tensile test at 15 kN (1530 kg):

No slipping of the threaded insert;

Fracture of the threaded bar.

BASIC S.R.L Benefit Corporation, in the person of its legal representative, declares that production complies with UNI EN 206 and UNI 11104 standards, instructions, and procedures of the quality management system by UNI EN ISO 9001:2015 with TUV certification.

Any modification made to the product referred to in this declaration without the manufacturer's authorization voids this declaration of technical requirements. The technical characteristics of the product are listed below.





Made to last
Patented systems

CONTACTS

INFORMATION AND FIRST CONTACT

info@sunballast.com

COMMERCIAL CONSULTING

commerciale@sunballast.com

TECHNICAL SUPPORT

tecnico@sunballast.com



MADE TO LAST.

www.sunballast.com